

LED ROUND PANEL LIGHT

Ideal Replacement for Compact Fluorescent Fittings



Emergency
Version Available



Dimmable

APPLICATIONS



Commercial



Home & Residential



Hospitals



Lobbies & Corridors



Offices



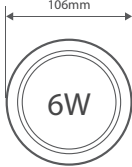
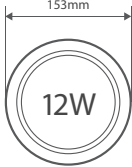

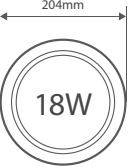
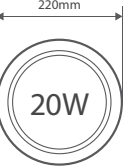

Retail

- Ideal for shallow ceiling voids
- Zero maintenance costs
- Easy to install
- Long-life of 30,000 hours
- Range of colours, cutout sizes and wattages
- Slim, modern design suitable in a range of applications
- Low energy consumption - Could save up to 65% on running costs



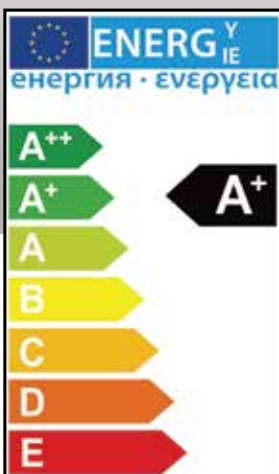
LED ROUND PANEL LIGHT

Ideal Replacement for Compact Fluorescent Fittings

WATTS	106mm	153mm	172mm	204mm	220mm	278mm
						
REPLACES	10W	18W	26W PL	Twin 18W PL	42W PL	Twin 26w PL
ITEM #						
3000K (Warm White)	213024	213031	213062	213093	213123	213154
4000K (Cool White)	213000	213048	213079	213109	213130	213161
6000K (Daylight)	213017	213055	213086	213116	213147	213178
DESCRIPTION	Round LED panel Different light colours available	Round LED panel Different light colours available	Round LED panel Different light colours available	Round LED panel Different light colours available	Round LED panel Different light colours available	Round LED panel Different light colours available
LUMENS	420lm	840lm	1050lm	1260lm	1400lm	1680lm
DIMENSIONS	119mm diameter 106mm cut out	174mm diameter 153mm cut out	189mm diameter 172mm cut out	226mm diameter 204mm cut out	238mm diameter 220mm cut out	300mm diameter 278mm cut out
COLOUR RENDITION (CRI)	Ra80	Ra80	Ra80	Ra80	Ra80	Ra80
BEAM ANGLE	120°	120°	120°	120°	120°	120°
POWER CONSUMPTION	6W	12W	15W	18W	20W	24W
POWER FACTOR	0.9	0.9	0.9	0.9	0.9	0.9
LED TYPE	SMD2835	SMD2835	SMD2835	SMD2835	SMD2835	SMD2835
WORKING TEMPERATURE	-20°C to +45°C	-20°C to +45°C	-20°C to +45°C	-20°C to +45°C	-20°C to +45°C	-20°C to +45°C
CONSTRUCTION	Aluminium, Polycarbonate	Aluminium, Polycarbonate	Aluminium, Polycarbonate	Aluminium, Polycarbonate	Aluminium, Polycarbonate	Aluminium, Polycarbonate
IP RATING	IP40	IP40	IP40	IP40	IP40	IP40
CERTIFICATION	CE, RoHS	CE, RoHS	CE, RoHS	CE, RoHS	CE, RoHS	CE, RoHS
ENERGY CONSUMPTION (EC)	6kWh	12kWh	15kWh	18kWh	20kWh	24kWh
WARRANTY	3 years	3 years	3 years	3 years	3 years	3 years
BUILDING REGS - PART L	Yes	Yes	Yes	Yes	Yes	Yes

SPEAK TO THE TEAM FOR DETAILS ON OUR BESPOKE MANUFACTURING SERVICES

DIMMABLE OPTIONS	EMERGENCY OPTIONS	SENSOR OPTIONS
DSI - Digital / Switch Dimming	EM3r - Standard Integral Emergency	PIR
AD - Analogue 1-10v	EM3r-ST-Integral Emergency Self Test	PIR/DALI
DALI - Dali Addressable	EM3r-CB - Integral Emergency to Suit Central Battery System	PIR - AD
TRI - Mains TRIAC Leading Edge	EM3r-DALI - Integral Emergency DALI Addressable	PIR - HS 20m mounting height



TRUSTED QUALITY AND INNOVATION SINCE 2006

